

Account Statement

January 1, 2025 - January 31, 2025

TIVERTON POLICE PENSION PLAN AGY



23 Broad Street, Westerly, RI 02891

www.washtrustwealth.com

Your Team Is Here to Help

Wealth Management Officer: Vincent J Kilbridge 401 654 4841 Vjkilbridge@Washtrust.Com

Portfolio Manager: Eugene J McCabe 401 654 4807 Ejmccabe@Washtrust.Com

Wealth Management Associate: Eric M Wilson 401-654-4828 emwilson@washtrust.com

Accounts Included In This Statement

xxxxxx0538 TIVERTON POLICE PENSION PLAN AGY

Town of Tiverton

ATTN Denise Saurette, Treas.

343 Highland Road

Tiverton, RI 02878

United States



This page intentionally left blank.

P0659CGZ 00000377 20250201 245425033

Table of Contents

Schedules	Page
Overview of Your Account.....	5
Portfolio Analysis.....	6
Portfolio Holdings.....	7
Your Transaction Detail.....	14
Information.....	20

This page intentionally left blank.

Overview of Your Account - xxxxxx0538 TIVERTON POLICE PENSION PLAN AGY

Investment Objective: Growth

Activity Summary

	This Period (\$)	Year to Date
Beginning Market Value	20,742,334.51	20,742,334.51
Cash & Security Transfers	0.00	0.00
Contributions	22,684.78	22,684.78
Income & Capital Gain Distributions	8,602.72	8,602.72
Fees	-9,635.78	-9,635.78
Withdrawals	-123,387.77	-123,387.77
Change in Account Value	538,848.30	538,848.30
Market Value on Jan 31, 2025	\$21,179,446.76	\$21,179,446.76

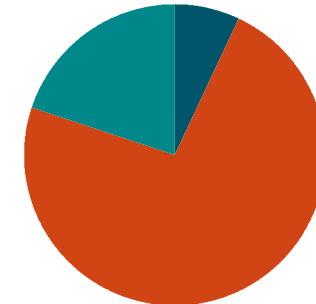
Income Earned

	This Period (\$)	Year to Date
Taxable Income	0.00	0.00
Tax-Exempt Income	8,602.72	8,602.72
Tax-Deferred Income	0.00	0.00
Total Income Earned	\$8,602.72	\$8,602.72
Total Short Term Realized Capital Gain/Loss	\$0.00	\$0.00
Total Long Term Realized Capital Gain/Loss	\$1,287,931.51	\$1,287,931.51
Total Realized Capital Gain/Loss	\$1,287,931.51	\$1,287,931.51

This summary is for your reference. It is not intended for tax-reporting purposes. Taxable income is taxable at the federal level and may be taxable at the state level. Income Earned amount shown is net of foreign tax withholding, if applicable.

Asset Allocation on January 31, 2025

	Market Value (\$)	Percent
■ Cash	1,488,469.31	7%
■ Equities	15,486,198.25	73%
■ Fixed Income	4,204,779.20	20%
Total of Your Account	\$21,179,446.76	100%

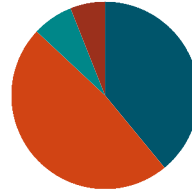


This pie chart reflects managed assets only.

Portfolio Analysis - xxxxxx0538 TIVERTON POLICE PENSION PLAN AGY

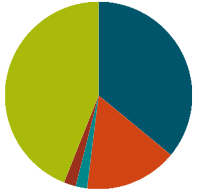
Bond Maturity

	Market Value (\$)	Percent
■ Less than Five years	1,627,543.25	39%
■ Five to Ten years	2,030,201.95	48%
■ Greater than Fifteen years	291,234.00	7%
■ Uncategorized	255,800.00	6%
Total of Your Portfolio	\$4,204,779.20	100%



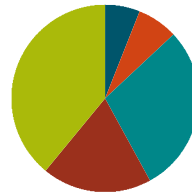
Bond Quality Ratings

	Market Value (\$)	Percent
■ Aaa	1,531,217.00	36%
■ A	693,018.95	16%
■ Baa	97,200.00	2%
■ Not rated	104,720.00	2%
■ No Moody's Rating	1,778,623.25	44%
Total of Your Portfolio	\$4,204,779.20	100%



Fixed Income Sector Analysis

	Market Value (\$)	Percent
■ Taxable FI MF-ETF	255,800.00	6%
■ Taxable Government	291,234.00	7%
■ Taxable Agency	1,239,983.00	29%
■ Corporate	790,218.95	19%
■ Cert of Deposit FI	1,627,543.25	39%
Total of Your Portfolio	\$4,204,779.20	100%



Portfolio Holdings on January 31, 2025

	Quantity	Price	Market Value	Accrued Income	Cost Basis / Unrealized G/L	Est. Ann. Inc. /Yield at Market	% of Account
xxxxxx0538 TIVERTON POLICE PENSION PLAN AGY							
Cash							
<i>Cash and Equivalents</i>							
Fidelity Government Portfolio (TICKER: FRGXX , CUSIP:31607A703)	1,488,469.31	1.00	1,488,469.31	4,765.89	1,488,469.31 0.00	67,903.97 4.56%	7.03%
Total Cash and Equivalents			\$1,488,469.31	\$4,765.89	\$1,488,469.31 \$0.00	\$67,903.97 4.56%	7.03%
Total Cash			\$1,488,469.31	\$4,765.89	\$1,488,469.31 \$0.00	\$67,903.97 4.56%	7.03%
Equities							
<i>Domestic Equity</i>							
Abbott Laboratories (TICKER: ABT , CUSIP:002824100)	700.00	127.93	89,551.00	413.00	79,438.80 10,112.20	1,652.00 1.84%	0.42%
Accenture PLC (TICKER: ACN , CUSIP:G1151C101)	430.00	384.95	165,528.50	636.40	53,424.58 112,103.92	2,545.60 1.54%	0.78%
Adobe Inc (TICKER: ADBE , CUSIP:00724F101)	350.00	437.45	153,107.50	0.00	116,910.72 36,196.78	0.00	0.72%
Alphabet Inc (TICKER: GOOGL , CUSIP:02079K305)	1,600.00	204.02	326,432.00	0.00	57,929.42 268,502.58	1,280.00 0.39%	1.54%
Amazon.com Inc (TICKER: AMZN , CUSIP:023135106)	1,400.00	237.68	332,752.00	0.00	98,975.71 233,776.29	0.00	1.56%
American Tower Corp (TICKER: AMT , CUSIP:03027X100)	650.00	184.95	120,217.50	607.50	109,925.86 10,291.64	4,212.00 3.50%	0.57%
Apple Inc (TICKER: AAPL , CUSIP:037833100)	1,250.00	236.00	295,000.00	0.00	66,311.82 228,688.18	1,250.00 0.42%	1.39%
Becton Dickinson and Co (TICKER: BDX , CUSIP:075887109)	675.00	247.60	167,130.00	0.00	139,695.39 27,434.61	2,808.00 1.68%	0.79%
Blackrock Inc (TICKER: BLK , CUSIP:09290D101)	115.00	1,075.50	123,682.50	0.00	50,886.80 72,795.70	2,396.60 1.94%	0.58%
Blackstone Inc (TICKER: BX , CUSIP:09260D107)	450.00	177.11	79,699.50	0.00	55,672.72 24,026.78	1,177.65 1.48%	0.38%

Portfolio Holdings on January 31, 2025 (continued)

	Quantity	Price	Market Value	Accrued Income	Cost Basis / Unrealized G/L	Est. Ann. Inc. /Yield at Market	% of Account
<i>Domestic Equity (continued)</i>							
Boeing Co/The (TICKER: BA , CUSIP:097023105)	450.00	176.52	79,434.00	0.00	78,399.99 1,034.01	0.00	0.38%
Booking Holdings Inc (TICKER: BKNG , CUSIP:09857L108)	30.00	4,737.56	142,126.80	0.00	50,651.76 91,475.04	1,050.00 0.74%	0.67%
Broadcom INC (TICKER: AVGO , CUSIP:11135F101)	700.00	221.27	154,889.00	0.00	21,201.89 133,687.11	1,652.00 1.07%	0.73%
Costco Wholesale Corp (TICKER: COST , CUSIP:22160K105)	130.00	979.88	127,384.40	0.00	28,385.84 98,998.56	603.20 0.47%	0.60%
elf Beauty Inc (TICKER: ELF , CUSIP:26856L103)	925.00	99.91	92,416.75	0.00	108,909.35 -16,492.60	0.00	0.44%
Eli Lilly & Co (TICKER: LLY , CUSIP:532457108)	125.00	811.08	101,385.00	0.00	69,225.49 32,159.51	750.00 0.74%	0.48%
Equinix Inc (TICKER: EQIX , CUSIP:29444U700)	125.00	913.66	114,207.50	0.00	74,370.86 39,836.64	2,130.00 1.87%	0.54%
GXO Logistics Inc (TICKER: GXO , CUSIP:36262G101)	1,800.00	45.45	81,810.00	0.00	97,973.84 -16,163.84	0.00	0.39%
Home Depot Inc/The (TICKER: HD , CUSIP:437076102)	300.00	411.98	123,594.00	0.00	66,678.81 56,915.19	2,700.00 2.18%	0.58%
Honeywell International Inc (TICKER: HON , CUSIP:438516106)	350.00	223.72	78,302.00	0.00	50,720.57 27,581.43	1,582.00 2.02%	0.37%
Intuitive Surgical Inc (TICKER: ISRG , CUSIP:46120E602)	285.00	571.88	162,985.80	0.00	69,066.56 93,919.24	0.00	0.77%
IQVIA Holdings Inc (TICKER: IQV , CUSIP:46266C105)	1,000.00	201.36	201,360.00	0.00	125,148.68 76,211.32	0.00	0.95%
Jacobs Solutions Inc (TICKER: J , CUSIP:46982L108)	1,150.00	140.13	161,149.50	0.00	110,540.69 50,608.81	1,472.00 0.91%	0.76%
Johnson & Johnson (TICKER: JNJ , CUSIP:478160104)	800.00	152.15	121,720.00	0.00	117,934.30 3,785.70	3,968.00 3.26%	0.57%
Live Nation Entertainment Inc (TICKER: LYV , CUSIP:538034109)	1,200.00	144.68	173,616.00	0.00	88,863.38 84,752.62	0.00	0.82%

Portfolio Holdings on January 31, 2025 (continued)

	Quantity	Price	Market Value	Accrued Income	Cost Basis / Unrealized G/L	Est. Ann. Inc. /Yield at Market	% of Account
<i>Domestic Equity (continued)</i>							
Marsh & McLennan COS INC (TICKER: MMC , CUSIP:571748102)	725.00	216.88	157,238.00	590.88	86,279.64 70,958.36	2,363.50 1.50%	0.74%
McDonald's CORP (TICKER: MCD , CUSIP:580135101)	400.00	288.70	115,480.00	0.00	111,662.73 3,817.27	2,832.00 2.45%	0.55%
Meta Platforms Inc (TICKER: META , CUSIP:30303M102)	275.00	689.18	189,524.50	0.00	52,182.54 137,341.96	550.00 0.29%	0.89%
Microsoft CORP (TICKER: MSFT , CUSIP:594918104)	725.00	415.06	300,918.50	0.00	56,202.20 244,716.30	2,407.00 0.80%	1.42%
Mondelez International Inc (TICKER: MDLZ , CUSIP:609207105)	3,200.00	57.99	185,568.00	0.00	153,833.62 31,734.38	6,016.00 3.24%	0.88%
NextEra Energy Inc (TICKER: NEE , CUSIP:65339F101)	2,175.00	71.56	155,643.00	0.00	117,341.62 38,301.38	4,480.50 2.88%	0.73%
NVIDIA Corp (TICKER: NVDA , CUSIP:67066G104)	2,150.00	120.07	258,150.50	0.00	11,095.36 247,055.14	86.00 0.03%	1.22%
Palo Alto Networks Inc (TICKER: PANW , CUSIP:697435105)	675.00	184.42	124,483.50	0.00	22,635.81 101,847.69	0.00	0.59%
PayPal Holdings INC (TICKER: PYPL , CUSIP:70450Y103)	1,500.00	88.58	132,870.00	0.00	74,648.65 58,221.35	0.00	0.63%
Quanta Services Inc (TICKER: PWR , CUSIP:74762E102)	250.00	307.61	76,902.50	0.00	44,274.20 32,628.30	100.00 0.13%	0.36%
RTX Corp (TICKER: RTX , CUSIP:75513E101)	1,200.00	128.95	154,740.00	0.00	87,816.33 66,923.67	3,024.00 1.95%	0.73%
Salesforce Inc (TICKER: CRM , CUSIP:79466L302)	475.00	341.70	162,307.50	0.00	77,589.53 84,717.97	760.00 0.47%	0.77%
S&P Global Inc (TICKER: SPGI , CUSIP:78409V104)	325.00	521.41	169,458.25	0.00	105,857.22 63,601.03	1,248.00 0.74%	0.80%
Stryker CORP (TICKER: SYK , CUSIP:863667101)	325.00	391.29	127,169.25	0.00	57,409.36 69,759.89	1,092.00 0.86%	0.60%
Thermo Fisher Scientific Inc (TICKER: TMO , CUSIP:883556102)	375.00	597.75	224,156.25	0.00	71,484.95 152,671.30	585.00 0.26%	1.06%

Portfolio Holdings on January 31, 2025 (continued)

	Quantity	Price	Market Value	Accrued Income	Cost Basis / Unrealized G/L	Est. Ann. Inc. /Yield at Market	% of Account
<i>Domestic Equity (continued)</i>							
TJX Cos Inc/The (TICKER: TJX , CUSIP:872540109)	1,250.00	124.79	155,987.50	0.00	63,673.09 92,314.41	1,875.00 1.20%	0.74%
Uber Technologies Inc (TICKER: UBER , CUSIP:90353T100)	2,450.00	66.85	163,782.50	0.00	67,671.11 96,111.39	0.00	0.77%
Verisk Analytics Inc (TICKER: VRSK , CUSIP:92345Y106)	575.00	287.44	165,278.00	0.00	66,638.07 98,639.93	897.00 0.54%	0.78%
Visa INC (TICKER: V , CUSIP:92826C839)	625.00	341.80	213,625.00	0.00	39,247.38 174,377.62	1,475.00 0.69%	1.01%
Walt Disney Co/The (TICKER: DIS , CUSIP:254687106)	1,350.00	113.06	152,631.00	0.00	161,728.29 -9,097.29	1,350.00 0.88%	0.72%
Westinghouse Air Brake Technologies Corp (TICKER: WAB , CUSIP:929740108)	800.00	207.92	166,336.00	0.00	41,676.72 124,659.28	640.00 0.38%	0.79%
Zoetis INC (TICKER: ZTS , CUSIP:98978V103)	950.00	170.90	162,355.00	475.00	163,493.05 -1,138.05	1,900.00 1.17%	0.77%
Total Domestic Equity			\$7,484,086.00	\$2,722.78	\$3,721,685.30 \$3,762,400.70	\$66,910.05 0.89%	35.33%
<i>International Equity</i>							
Aptiv PLC (TICKER: APTV , CUSIP:G3265R107)	1,950.00	62.42	121,719.00	0.00	118,636.54 3,082.46	0.00	0.57%
ASML Holding NV (TICKER: ASML , CUSIP:N07059210)	225.00	739.31	166,344.75	0.00	157,536.63 8,808.12	1,298.48 0.78%	0.79%
LVMH Moet Hennessy Louis Vuitton SE (TICKER: LVMUY , CUSIP:502441306)	625.00	145.66	91,037.50	0.00	103,914.22 -12,876.72	1,395.62 1.53%	0.43%
Total International Equity			\$379,101.25	\$0.00	\$380,087.39 -\$986.14	\$2,694.10 0.71%	1.79%
<i>Domestic Equity Funds</i>							
iShares Russell 2000 ETF (TICKER: IWM , CUSIP:464287655)	2,900.00	226.48	656,792.00	0.00	340,366.95 316,425.05	7,339.90 1.12%	3.10%

Portfolio Holdings on January 31, 2025 (continued)

	Quantity	Price	Market Value	Accrued Income	Cost Basis / Unrealized G/L	Est. Ann. Inc. /Yield at Market	% of Account
Domestic Equity Funds (continued)							
iShares Russell Mid-Cap ETF (TICKER: IWR , CUSIP:464287499)	25,000.00	92.07	2,301,750.00	0.00	1,005,673.15 1,296,076.85	28,150.01 1.22%	10.87%
iShares US Financials ETF (TICKER: IYF , CUSIP:464287788)	1,400.00	118.11	165,354.00	0.00	114,625.20 50,728.80	2,002.00 1.21%	0.78%
SPDR S&P MidCap 400 ETF Trust (TICKER: MDY , CUSIP:78467Y107)	750.00	590.68	443,010.00	0.00	214,249.84 228,760.16	5,056.50 1.14%	2.09%
Vanguard S&P 500 ETF (TICKER: VOO , CUSIP:922908363)	6,700.00	553.33	3,707,311.00	0.00	2,068,555.41 1,638,755.59	44,916.82 1.21%	17.51%
Total Domestic Equity Funds			\$7,274,217.00	\$0.00	\$3,743,470.55 \$3,530,746.45	\$87,465.23 1.20%	34.35%
International Equity Funds							
iShares Core MSCI EAFE ETF (TICKER: IEFA , CUSIP:46432F842)	3,300.00	73.58	242,814.00	0.00	202,285.05 40,528.95	8,052.00 3.32%	1.15%
iShares Core MSCI Emerging Markets ETF (TICKER: IEMG , CUSIP:46434G103)	2,000.00	52.99	105,980.00	0.00	110,455.88 -4,475.88	3,344.00 3.16%	0.50%
Total International Equity Funds			\$348,794.00	\$0.00	\$312,740.93 \$36,053.07	\$11,396.00 3.27%	1.65%
Total Equities			\$15,486,198.25	\$2,722.78	\$8,157,984.17 \$7,328,214.08	\$168,465.38 1.09%	73.12%
Fixed Income							
Domestic Fixed Income							
Amazon.com Inc 4.7% 01 Dec 2032 (CUSIP:023135CR5)	350,000.00	99.218	347,263.00	2,741.67	337,837.50 9,425.50	16,450.00 4.74%	1.64%
American Express National Bank 4.75% 29 Mar 2028 (CUSIP:02589AES7)	225,000.00	101.494	228,361.50	3,660.10	224,437.50 3,924.00	10,687.50 4.68%	1.08%
BMW Bank of North America 4.8% 22 Sep 2027 (CUSIP:05580A3K8)	200,000.00	101.328	202,656.00	3,471.78	199,600.00 3,056.00	9,600.00 4.74%	0.96%

Portfolio Holdings on January 31, 2025 (continued)

	Quantity	Price	Market Value	Accrued Income	Cost Basis / Unrealized G/L	Est. Ann. Inc. /Yield at Market	% of Account
<i>Domestic Fixed Income (continued)</i>							
Federal Farm Credit Banks Funding Corp 1.23% 29 Jul 2030 (CUSIP:3133EL2C7)	200,000.00	83.91	167,820.00	13.67	200,000.00 -32,180.00	2,460.00 1.47%	0.79%
Federal Farm Credit Banks Funding Corp 3.25% 27 Feb 2034 (CUSIP:3133EKBJ4)	300,000.00	89.287	267,861.00	4,170.83	256,983.00 10,878.00	9,750.00 3.64%	1.26%
Federal Home Loan Banks 1.24% 03 Sep 2030 (CUSIP:3130AK2T2)	200,000.00	83.248	166,496.00	1,019.56	200,000.00 -33,504.00	2,480.00 1.49%	0.79%
Federal Home Loan Banks 4.75% 10 Mar 2034 (CUSIP:3130BOX87)	300,000.00	100.539	301,617.00	5,581.25	319,845.00 -18,228.00	14,250.00 4.72%	1.42%
Federal Home Loan Mortgage Corp 6.75% 15 Mar 2031 (CUSIP:3134A4AA2)	300,000.00	112.063	336,189.00	7,650.00	337,801.20 -1,612.20	20,250.00 6.02%	1.59%
Goldman Sachs Bank USA/New York NY 1% 04 Aug 2026 (CUSIP:38149MXU2)	250,000.00	95.249	238,122.50	1,239.73	249,375.00 -11,252.50	2,500.00 1.05%	1.12%
Honeywell International Inc 4.5% 15 Jan 2034 (CUSIP:438516CM6)	100,000.00	95.422	95,422.00	200.00	98,170.00 -2,748.00	4,500.00 4.72%	0.45%
Intel Corp 5.2% 10 Feb 2033 (CUSIP:458140CG3)	100,000.00	97.20	97,200.00	2,470.00	99,980.00 -2,780.00	5,200.00 5.35%	0.46%
Kentucky Utilities Co 5.45% 15 Apr 2033 (CUSIP:491674BN6)	100,000.00	101.0852	101,085.23	1,604.72	101,800.00 -714.77	5,450.00 5.39%	0.48%
Morgan Stanley Bank NA 4.85% 30 Mar 2027 (CUSIP:61690U3M0)	225,000.00	101.127	227,535.75	3,707.26	224,550.00 2,985.75	10,912.50 4.80%	1.07%
Sallie Mae Bank .85% 17 Jun 2025 (CUSIP:7954506P5)	250,000.00	98.705	246,762.50	267.81	248,750.00 -1,987.50	2,125.00 0.86%	1.17%

Portfolio Holdings on January 31, 2025 (continued)

	Quantity	Price	Market Value	Accrued Income	Cost Basis / Unrealized G/L	Est. Ann. Inc. /Yield at Market	% of Account
<i>Domestic Fixed Income (continued)</i>							
State Bank of India/Chicago IL .95% 26 Jun 2025 (CUSIP:856283N69)	250,000.00	98.56	246,400.00	240.75	249,375.00 -2,975.00	2,375.00 0.96%	1.16%
Thermo Fisher Scientific Inc 5.086% 10 Aug 2033 (CUSIP:883556CX8)	150,000.00	99.4991	149,248.72	3,623.78	146,955.00 2,293.72	7,629.00 5.11%	0.70%
UBS Bank USA .95% 11 Aug 2026 (CUSIP:90348JR93)	250,000.00	95.082	237,705.00	136.65	249,375.00 -11,670.00	2,375.00 1.00%	1.12%
United States Treasury Note/Bond 4.625% 15 Nov 2044 (CUSIP:912810UF3)	300,000.00	97.078	291,234.00	2,989.64	285,925.78 5,308.22	13,875.00 4.76%	1.38%
Total Domestic Fixed Income			\$3,948,979.20	\$44,789.20	\$4,030,759.98 -\$81,780.78	\$142,869.00 3.62%	18.64%
<i>Domestic Fixed Income Funds</i>							
Dodge & Cox Income Fund (TICKER: DODIX , CUSIP:256210105)	8,000.00	12.45	99,600.00	0.00	101,440.00 -1,840.00	4,200.00 4.22%	0.47%
iShares Intermediate Government/Credit Bond ETF (TICKER: GVI , CUSIP:464288612)	1,000.00	104.72	104,720.00	0.00	111,226.98 -6,506.98	3,539.00 3.38%	0.50%
Vanguard Intermediate-Term Investment-Grade Fund (TICKER: VFIDX , CUSIP:922031810)	6,000.00	8.58	51,480.00	211.65	60,420.00 -8,940.00	2,394.00 4.65%	0.24%
Total Domestic Fixed Income Funds			\$255,800.00	\$211.65	\$273,086.98 -\$17,286.98	\$10,133.00 3.96%	1.21%
Total Fixed Income			\$4,204,779.20	\$45,000.85	\$4,303,846.96 -\$99,067.76	\$153,002.00 3.64%	19.85%
Total For xxxxxx0538 TIVERTON POLICE PENSION PLAN AGY			\$21,179,446.76	\$52,489.52	\$13,950,300.44 \$7,229,146.32	\$389,371.35 1.84%	100.00%

Your Transaction Detail

Transaction Date	Transaction Description	Amount	Accrued Income	Cost Basis Realized G/L
xxxxxx0538 TIVERTON POLICE PENSION PLAN AGY				
Receipts				
<i>Contributions</i>				
January 13, 2025	Cash Receipt - Employee Contribution via Check, Current Year Employee Contribution, CK 3015501809 DTD 1/9/25 for P/R 12/13/24-12/26/24 Town of Tiverton	12,543.88		0.00
January 27, 2025	Cash Receipt - Employee Contribution via Check, Current Year Employee Contribution, CK 3015501825 DTD 01/23/25 for P/R 12/27/24-01/09/25 Town of Tiverton	10,140.90		0.00
Total Contributions		\$22,684.78	\$0.00	\$0.00
Total Receipts		\$22,684.78	\$0.00	\$0.00
Disbursements				
<i>Withdrawals</i>				
January 1, 2025	Cash Disbursement - IRA- Normal Distribution via MEMO, 40 PENSION PAYMENTS ACH CHKS DATED 010125 NET 112666.32 FT 7159.02 ST 3120.52 OTH 441.91	-123,387.77		0.00
Total Withdrawals		-\$123,387.77	\$0.00	\$0.00
<i>Fees</i>				
January 15, 2025	Periodic Fee, Computed for 2055000538	-9,635.78		0.00
Total Fees		-\$9,635.78	\$0.00	\$0.00
Total Disbursements		-\$133,023.55	\$0.00	\$0.00
Corporate Actions/Income				
<i>Dividends</i>				
January 2, 2025	Daily Rate Income on Vanguard Intermediate-Term Investment-Grade Fund For Period of 12/01/24 to 12/31/24 Due on 01/02/25	209.11		0.00
January 2, 2025	Daily Rate Income on Fidelity Government Portfolio For Period of 12/01/24 to 12/31/24 Due on 01/02/25	2,125.21		0.00
January 9, 2025	Cash Dividend 0.4 USD Salesforce Inc For 675.00 Shares Due on 01/09/25 With Ex Date 12/18/24	270.00		0.00

Your Transaction Detail (continued)

Transaction Date	Transaction Description	Amount	Accrued Income	Cost Basis Realized G/L
xxxxxx0538 TIVERTON POLICE PENSION PLAN AGY (Continued)				
Corporate Actions/Income (Continued)				
<i>Dividends (Continued)</i>				
January 13, 2025	Cash Dividend 0.1 USD Quanta Services Inc For 500.00 Shares Due on 01/13/25 With Ex Date 01/02/25	50.00		0.00
January 14, 2025	Cash Dividend 0.47 USD Mondelez International Inc For 2,200.00 Shares Due on 01/14/25 With Ex Date 12/31/24	1,034.00		0.00
January 15, 2025	Cash Dividend 0.39 USD Thermo Fisher Scientific Inc For 325.00 Shares Due on 01/15/25 With Ex Date 12/13/24	126.75		0.00
January 16, 2025	Cash Dividend 0.5 USD Walt Disney Co/The For 900.00 Shares Due on 01/16/25 With Ex Date 12/16/24	450.00		0.00
January 24, 2025	Cash Dividend 0.51 USD Sysco Corp For 1,700.00 Shares Due on 01/24/25 With Ex Date 01/03/25	867.00		0.00
January 31, 2025	Cash Dividend 0.84 USD Stryker CORP For 400.00 Shares Due on 01/31/25 With Ex Date 12/31/24	336.00		0.00
January 31, 2025	Cash Dividend 2.08136 USD SPDR S&P MidCap 400 ETF Trust For 750.00 Shares Due on 01/31/25 With Ex Date 12/20/24	1,561.02		0.00
Total Dividends		\$7,029.09	\$0.00	\$0.00
<i>Interest</i>				
January 13, 2025	Interest Payment 0.0095 USD UBS Bank USA .95% 11 Aug 2026 For 250,000.00 Par Value Due on 01/13/25 With Ex Date 01/11/25	201.71		0.00
January 15, 2025	Interest Payment 0.045 USD Honeywell International Inc 4.5% 15 Jan 2034 For 100,000.00 Par Value Due on 01/15/25 With Ex Date 01/15/25	2,250.00		0.00
January 29, 2025	Interest Payment 0.0123 USD Federal Farm Credit Banks Funding Corp 1.23% 29 Jul 2030 For 200,000.00 Par Value Due on 01/29/25 With Ex Date 01/29/25	1,230.00		0.00
Total Interest		\$3,681.71	\$0.00	\$0.00
Total Corporate Actions/Income		\$10,710.80	\$0.00	\$0.00

Your Transaction Detail (continued)

Transaction Date	Transaction Description	Amount	Accrued Income	Cost Basis Realized G/L
xxxxxx0538 TIVERTON POLICE PENSION PLAN AGY (Continued)				
Purchases				
January 6, 2025	Purchase 50.00 Shares of Thermo Fisher Scientific Inc @ \$543.5999, Paid \$2.50 Broker Commission	-27,182.50		27,182.50 0.00
January 6, 2025	Purchase 50.00 Shares of Johnson & Johnson @ \$143.6999, Paid \$2.50 Broker Commission	-7,187.50		7,187.50 0.00
January 6, 2025	Purchase 175.00 Shares of Becton Dickinson and Co @ \$230.734, Paid \$8.75 Broker Commission	-40,387.20		40,387.20 0.00
January 6, 2025	Purchase 95.00 Shares of ASML Holding NV @ \$754.9899, Paid \$4.75 Broker Commission	-71,728.79		71,728.79 0.00
January 6, 2025	Purchase 700.00 Shares of Abbott Laboratories @ \$113.434, Paid \$35.00 Broker Commission	-79,438.80		79,438.80 0.00
January 6, 2025	Purchase 225.00 Shares of elf Beauty Inc @ \$131.872, Paid \$11.25 Broker Commission	-29,682.45		29,682.45 0.00
January 6, 2025	Purchase 100.00 Shares of McDonald's CORP @ \$294.34, Paid \$5.00 Broker Commission	-29,439.00		29,439.00 0.00
January 6, 2025	Purchase 300.00 Shares of PayPal Holdings INC @ \$88.484, Paid \$15.00 Broker Commission	-26,560.20		26,560.20 0.00
January 6, 2025	Purchase 450.00 Shares of Walt Disney Co/The @ \$112.422, Paid \$22.50 Broker Commission	-50,612.40		50,612.40 0.00
January 6, 2025	Purchase 75.00 Shares of LVMH Moet Hennessy Louis Vuitton SE @ \$131.29, Paid \$3.75 Broker Commission, \$29.54 French Financial Transaction Tax	-9,880.04		9,880.04 0.00
January 6, 2025	Purchase 275.00 Shares of American Tower Corp @ \$182.40, Paid \$13.75 Broker Commission	-50,173.75		50,173.75 0.00
January 6, 2025	Purchase 25.00 Shares of Marsh & McLennan COS INC @ \$211.11, Paid \$1.25 Broker Commission	-5,279.00		5,279.00 0.00
January 6, 2025	Purchase 850.00 Shares of Aptiv PLC @ \$61.8562, Paid \$42.50 Broker Commission	-52,620.27		52,620.27 0.00
January 6, 2025	Purchase 301.00 Shares of Zoetis INC @ \$163.726, Paid \$15.05 Broker Commission	-49,296.58		49,296.58 0.00
January 6, 2025	Purchase 25.00 Shares of Equinix Inc @ \$960.5699, Paid \$1.25 Broker Commission	-24,015.50		24,015.50 0.00

Your Transaction Detail (continued)

Transaction Date	Transaction Description	Amount	Accrued Income	Cost Basis Realized G/L
xxxxxx0538 TIVERTON POLICE PENSION PLAN AGY (Continued)				
Purchases (Continued)				
January 6, 2025	Purchase 25.00 Shares of Microsoft CORP @ \$430.2199, Paid \$1.25 Broker Commission	-10,756.75		10,756.75 0.00
January 6, 2025	Purchase 300.00 Shares of IQVIA Holdings Inc @ \$202.356, Paid \$15.00 Broker Commission	-60,721.80		60,721.80 0.00
January 6, 2025	Purchase 50.00 Shares of Adobe Inc @ \$435.6099, Paid \$2.50 Broker Commission	-21,783.00		21,783.00 0.00
January 6, 2025	Purchase 200.00 Shares of GXO Logistics Inc @ \$44.766, Paid \$10.00 Broker Commission	-8,963.20		8,963.20 0.00
January 6, 2025	Purchase 1,000.00 Shares of Mondelez International Inc @ \$59.388, Paid \$50.00 Broker Commission	-59,438.00		59,438.00 0.00
January 6, 2025	Purchase 175.00 Shares of NextEra Energy Inc @ \$71.108, Paid \$8.75 Broker Commission	-12,452.65		12,452.65 0.00
January 8, 2025	Purchase 300,000.00 Par Value of United States Treasury Note/Bond 4.625% 15 Nov 2044 @ 95.31% Paid Accrued Interest of \$2,108.08	-285,925.78	-2,108.08	285,925.78 0.00
Total Purchases		-\$1,013,525.16	-\$2,108.08	\$1,013,525.16 \$0.00
Sales				
January 6, 2025	Sale 190.00 Shares of Intuitive Surgical Inc @ \$536.552, Paid \$9.50 Broker Commission, \$2.84 SEC Fee	101,932.54		-46,044.37 55,888.17
January 6, 2025	Sale 125.00 Shares of Verisk Analytics Inc @ \$274.89, Paid \$0.96 SEC Fee, \$6.25 Broker Commission	34,354.04		-14,486.54 19,867.50
January 6, 2025	Sale 175.00 Shares of Visa INC @ \$312.372, Paid \$1.52 SEC Fee, \$8.75 Broker Commission	54,654.83		-9,892.66 44,762.17
January 6, 2025	Sale 50.00 Shares of Jacobs Solutions Inc @ \$134.0901, Paid \$2.50 Broker Commission, \$0.19 SEC Fee	6,701.82		-3,999.35 2,702.47
January 6, 2025	Sale 150.00 Shares of TJX Cos Inc/The @ \$120.602, Paid \$0.51 SEC Fee, \$7.50 Broker Commission	18,082.29		-5,949.74 12,132.55
January 6, 2025	Sale 256.00 Shares of RTX Corp @ \$114.842, Paid \$12.80 Broker Commission, \$0.82 SEC Fee	29,385.93		-18,734.15 10,651.78
January 6, 2025	Sale 120.00 Shares of Costco Wholesale Corp @ \$917.428, Paid \$3.07 SEC Fee, \$6.00 Broker Commission	110,082.29		-21,697.20 88,385.09

Your Transaction Detail (continued)

Transaction Date	Transaction Description	Amount	Accrued Income	Cost Basis Realized G/L
xxxxxx0538 TIVERTON POLICE PENSION PLAN AGY (Continued)				
Sales (Continued)				
January 6, 2025	Sale 85.00 Shares of Blackrock Inc @ \$1,022.4401, Paid \$4.25 Broker Commission, \$2.42 SEC Fee	86,900.74		-33,553.97 53,346.77
January 6, 2025	Sale 550.00 Shares of Blackstone Inc @ \$177.516, Paid \$27.50 Broker Commission, \$2.72 SEC Fee	97,603.58		-61,336.77 36,266.81
January 6, 2025	Sale 200.00 Shares of Salesforce Inc @ \$333.562, Paid \$1.86 SEC Fee, \$10.00 Broker Commission	66,700.54		-31,417.40 35,283.14
January 6, 2025	Sale 25.00 Shares of S&P Global Inc @ \$500.0101, Paid \$1.25 Broker Commission, \$0.35 SEC Fee	12,498.65		-6,145.76 6,352.89
January 6, 2025	Sale 300.00 Shares of Westinghouse Air Brake Technologies Corp @ \$192.114, Paid \$15.00 Broker Commission, \$1.61 SEC Fee	57,617.59		-15,628.77 41,988.82
January 6, 2025	Sale 500.00 Shares of Live Nation Entertainment Inc @ \$129.918, Paid \$25.00 Broker Commission, \$1.81 SEC Fee	64,932.19		-54,608.25 10,323.94
January 6, 2025	Sale 825.00 Shares of Palo Alto Networks Inc @ \$180.164, Paid \$41.25 Broker Commission, \$4.14 SEC Fee	148,589.91		-27,665.99 120,923.92
January 6, 2025	Sale 750.00 Shares of Uber Technologies Inc @ \$66.816, Paid \$37.50 Broker Commission, \$1.40 SEC Fee	50,073.10		-26,368.80 23,704.30
January 6, 2025	Sale 150.00 Shares of Honeywell International Inc @ \$225.51, Paid \$7.50 Broker Commission, \$0.95 SEC Fee	33,818.05		-19,154.28 14,663.77
January 6, 2025	Sale 750.00 Shares of NVIDIA Corp @ \$149.484, Paid \$3.12 SEC Fee, \$37.50 Broker Commission	112,072.38		-3,870.47 108,201.91
January 6, 2025	Sale 15.00 Shares of Booking Holdings INC @ \$4,872.8101, Paid \$0.75 Broker Commission, \$2.04 SEC Fee	73,089.36		-25,325.88 47,763.48
January 6, 2025	Sale 100.00 Shares of Home Depot Inc/The @ \$391.18, Paid \$5.00 Broker Commission, \$1.09 SEC Fee	39,111.91		-15,623.00 23,488.91
January 6, 2025	Sale 250.00 Shares of Quanta Services Inc @ \$330.638, Paid \$12.50 Broker Commission, \$2.30 SEC Fee	82,644.70		-44,274.20 38,370.50
January 6, 2025	Sale 50.00 Shares of Apple Inc @ \$244.8901, Paid \$0.35 SEC Fee, \$2.50 Broker Commission	12,241.66		-2,652.47 9,589.19
January 6, 2025	Sale 100.00 Shares of Alphabet Inc @ \$197.698, Paid \$0.55 SEC Fee, \$5.00 Broker Commission	19,764.25		-2,791.27 16,972.98

Your Transaction Detail (continued)

Transaction Date	Transaction Description	Amount	Accrued Income	Cost Basis Realized G/L
xxxxxx0538 TIVERTON POLICE PENSION PLAN AGY (Continued)				
Sales (Continued)				
January 6, 2025	Sale 300.00 Shares of Amazon.com Inc @ \$225.858, Paid \$15.00 Broker Commission, \$1.89 SEC Fee	67,740.51		-5,391.33 62,349.18
January 6, 2025	Sale 70.00 Shares of Accenture PLC @ \$353.0901, Paid \$0.69 SEC Fee, \$3.50 Broker Commission	24,712.12		-8,693.18 16,018.94
January 6, 2025	Sale 75.00 Shares of Stryker CORP @ \$361.0601, Paid \$0.76 SEC Fee, \$3.75 Broker Commission	27,075.00		-13,248.32 13,826.68
January 6, 2025	Sale 1,300.00 Shares of Broadcom INC @ \$239.904, Paid \$8.68 SEC Fee, \$65.00 Broker Commission	311,801.52		-39,374.93 272,426.59
January 6, 2025	Sale 225.00 Shares of Meta Platforms Inc @ \$613.274, Paid \$11.25 Broker Commission, \$3.84 SEC Fee	137,971.56		-33,185.40 104,786.16
January 6, 2025	Sale 1,700.00 Shares of Sysco Corp @ \$75.586, Paid \$3.58 SEC Fee, \$85.00 Broker Commission	128,407.62		-131,514.72 -3,107.10
Total Sales		\$2,010,560.68	\$0.00	-\$722,629.17 \$1,287,931.51
Cash Sweep Activity				
January 31, 2025	Sweep sales totaling -418,410.66 units of Fidelity Government Portfolio for Defined Model (Capital) (3 Transactions)	418,410.66		-418,410.66 0.00
January 31, 2025	Sweep purchases totaling 1,313,710.13 units of Fidelity Government Portfolio for Defined Model (Capital) (11 Transactions)	-1,313,710.13		1,313,710.13 0.00
Total Cash Sweep Activity		-\$895,299.47	\$0.00	\$895,299.47 \$0.00
Total xxxxxx0538 TIVERTON POLICE PENSION PLAN AGY		\$2,108.08	-\$2,108.08	\$1,186,195.46 \$1,287,931.51

Information

Account Value and Performance

Security prices and income projections shown have been obtained from sources believed to be reliable. However, we cannot guarantee their accuracy or that securities can be bought or sold at these prices. In addition, this report provides a total account view and may include unsupervised assets which are taken into account for both market value and performance.

Account Safety and Correction of Discrepancies

Please review your statement carefully and report any discrepancies promptly to your Wealth Management Client Services Representative at the number provided on your statement. It is recommended that you confirm any oral communications in writing by sending Washington Trust Wealth Management (hereinafter referred to as "WTWM") a letter within ten (10) days of receipt of your statement.

Bond Amortization

The premiums on all applicable bonds will be amortized. If you chose not to amortize the premiums, please contact your Wealth Management Client Service Representative at the number provided on your statement.

Brokerage Transactions

WTWM passes through brokerage commissions to the account at cost on all equity transactions. In selecting a broker, WTWM will take into consideration prices, compensation, and other relevant factors, including execution capabilities and the range and quality of eligible research services WTWM can access and use in the investment decision making process, such as reports that provide advice and analysis regarding issuers, industries, securities, economic factors and trends, portfolio strategy and performance. For accounts and trades where Washington Trust exercises investment discretion, broker-dealer compensation paid may exceed the compensation that could be obtained from another broker or dealer, particularly if such other broker or dealer were not providing research or other services. In some instances, a product may not be deemed to be completely within the definition of eligible research and the cost of such a product will be allocated between eligible and non-eligible services based upon a good faith determination by WTWM.

Changes and Updates to your Account Information

Please contact your Wealth Management Client Service Representative at the number provided on your statement if you have any changes in your contact information or if you wish to impose any reasonable restrictions on the management of your account(s) or modify any existing restrictions.

Changes and Updates to your Financial Situation or Investment Strategy

It is important to periodically review your investment objectives so that your investment strategy remains appropriate to your personal investment goals, spending requirements, and financial, estate, and tax planning needs. Your statement includes the investment objective currently assigned to your account(s). Please contact your Wealth Management Client Service Representative at the number provided on your statement to notify us if there have been any changes in your financial situation, investment objectives, or risk tolerance.

Fees and Charges

The "Fees and Charges" amount shown on your statement includes all activity fees consistent with your fee agreement.

Foreign ADR

Foreign Corporations that wish to have their securities traded on U.S. stock exchanges, issue American Depositary Receipts (ADRs), which make the foreign securities more accessible to U.S. investors. If your portfolio holds foreign securities, such securities will be held in ADRs. Foreign governments may impose

Information (continued)

withholding taxes on the gross amount of foreign dividends sourced to their countries. These withholding requirements may be subject to modification under certain tax treaties, depending on the country of origin of the issuer of the stock underlying ADR. Please consult your tax advisor for advice regarding the tax options applicable to your particular situation.

Individual Retirement Accounts – Reporting Fair Market Value

The fair market value as of December 31st will be reported to the IRS as required by law.

Individual Retirement Accounts – Withholding on Distribution or Withdrawals

Federal tax law requires WTWM to withhold income tax on distribution(s) from your taxable retirement accounts by electing a percentage or fixed amount to be withheld from your distribution unless you elect not to have income taxes withheld. **If you do not have enough income tax withheld from your distributions, you may be responsible for the payment of estimated tax. You may incur penalties if the amounts withheld and your estimated tax payments are not equal to your tax obligation.** State withholding, if applicable, is subject to the state's withholding requirements.

Mutual Funds

The dollar amount of Mutual Fund distributions, Money Market Fund dividend income, Bank Deposit interest income, or dividends for other securities shown on your statement may have been reinvested. Although a money market mutual fund (money fund) seeks to preserve the value of your investment at \$1 per share, it is possible to lose money by investing in a money market fund. Pursuant to applicable regulation, account statements will be produced monthly or quarterly. Balances in Federal Deposit Insurance Corporation (FDIC)-insured bank deposit sweep products are not protected by Securities Investor Protection Corporation (SIPC). WTWM may receive compensation in the form of Rule 12b-1 fees, commissions and/or soft dollars from mutual funds it utilizes for the services we provide to the Mutual Fund. There is no additional cost to the account from the arrangement and not all accounts may benefit from such compensation.

Privacy Statement

WTWM is committed to maintaining the confidentiality, integrity and security of your personal information that is entrusted to us. The Washington Trust Company Privacy Policy will be sent to you annually at your address on file. To obtain a copy of our current Privacy Policy, please visit our website at www.washtrustwealth.com or contact your Wealth Management Client Services Representative at the number provided on your statement.

Tax and Withholding Election Notice – IRA and Pensions

Distributions that are not subject to income tax – such as trustee-to-trustee transfers and qualified Roth distributions – generally are not subject to federal income tax withholding.

For IRAs, taxable distributions you receive from your IRA generally are subject to 10% Federal income tax withholding, unless you elect otherwise. You are responsible for determining and paying all Federal, and if applicable, state and local taxes on distributions from all IRAs you own. You may waive withholding, or withhold a different amount, by returning a signed and dated Withholding Certificate. However, you generally cannot choose to withhold less than 10% for payments to be delivered outside the United States and its territories.

Your election is valid until you change it, and you can do so at any time by completing a new Withholding Certificate. **(Please note: if you do not have enough Federal income tax withheld from your IRA distribution, you may incur penalties under the estimated tax rules if your withholding and estimated tax payments are not sufficient.)**

Information (continued)

For qualified pension plans (like 401(k) plans), taxable distributions you receive which are eligible to be rolled over to an IRA or qualified plan – generally everything other than required minimum distributions - are subject to a 20% default rate of withholding, which cannot be waived or reduced.

Verification of Account Owner(s) Identity

To help the government fight the funding of terrorism and money laundering activities, federal law requires all financial institutions to obtain, verify, and record information that identifies each person who opens an account, or is added to an existing account. Such information includes, name, address, date of birth, social security number, a valid driver's license or other valid identifying documentation, and any other information that will allow us to verify the identity of all accountholders.

General Disclosures

The information provided in this report, including gain and loss information, is being provided for informational purposes only and does not constitute, legal, tax or investment advice and it should not be relied on as such. Please consult with a financial advisor, attorney or tax professional regarding your specific investment, legal or tax situation.

Mutual funds, ETFs, and/or other securities are not backed or guaranteed by any bank. Such securities are not insured by the FDIC and involve investment risk including possible loss of principal.